

**Features:**

- 2.22 - 2.27 GHz Frequency Coverage
- 10.5dBi Gain
- Wide Beamwidth (Azimuth)
- Universal Mounting Adapter
- Rugged Housing
- Small Form Factor
- Integrated S Band Pass Filter - Southwest Antennas  
P/N: 1080-035



**Antenna Specifications**

Parameter	Value	Units	Tolerance
<b>Antenna Pattern</b>	Directional Antenna		
<b>Frequency Band</b>	S		
<b>Impedance</b>	50	Ohms	
<b>Minimum Frequency</b>	2.22 / 2,220	GHz / MHz	
<b>Maximum Frequency</b>	2.27 / 2,270	GHz / MHz	
<b>Frequency Bandwidth</b>	0.05 / 50	GHz / MHz	
<b>Maximum Gain</b>	10.5	dBi	Not Including RF Filter Loss
<b>Polarization</b>	Vertical		
<b>Horizontal (AZ) Beamwidth</b>	100	Degrees	
<b>Vertical (EL) Beamwidth</b>	31	Degrees	
<b>Ground Plane Required</b>	No		
<b>Color</b>	White		

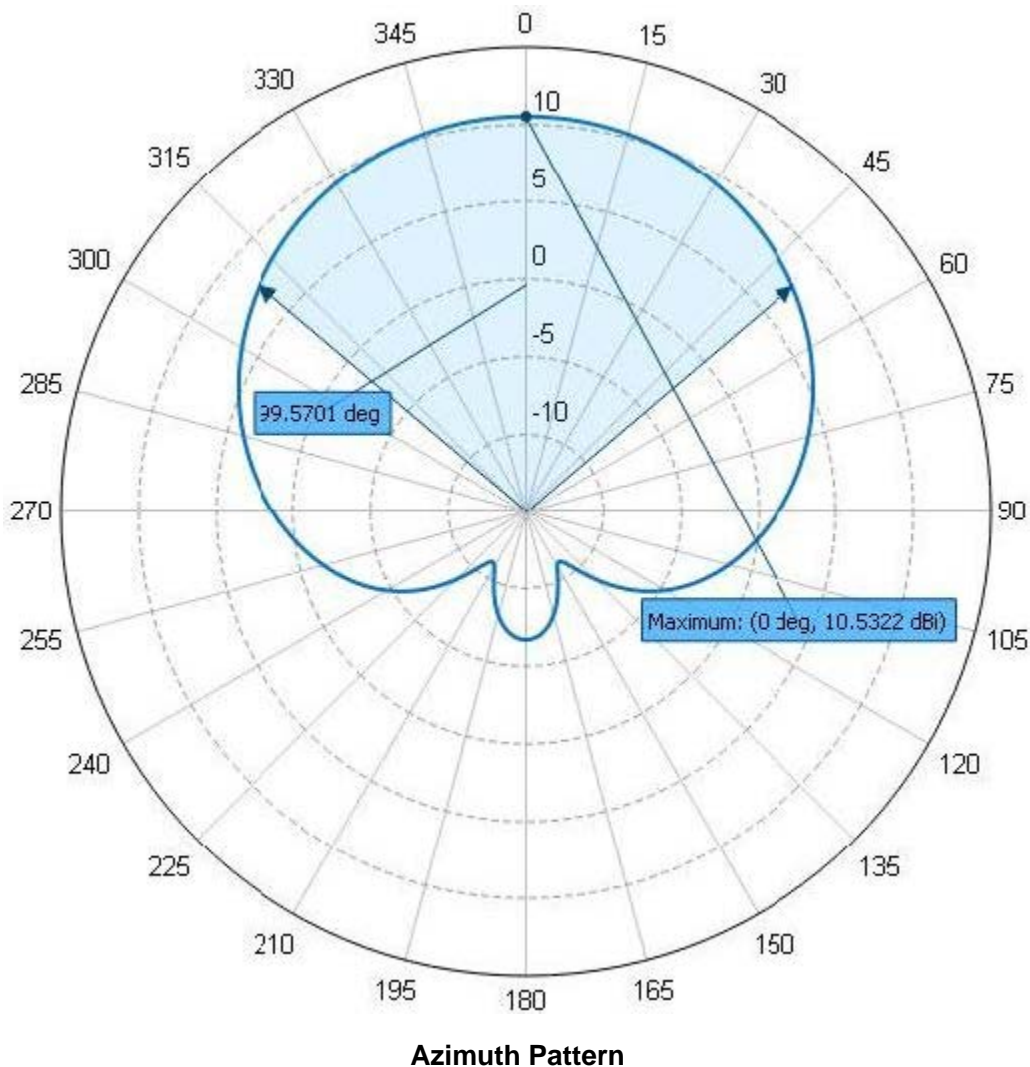
Parameter	Value	Units	Tolerance
<b>RF Connector Type</b>	Type-N(f)		
<b>Product Length</b>	3.12 / 79.20	inches / mm	
<b>Product Width</b>	5.13 / 130.18	inches / mm	
<b>Product Height</b>	10.75 / 273.05	inches / mm	

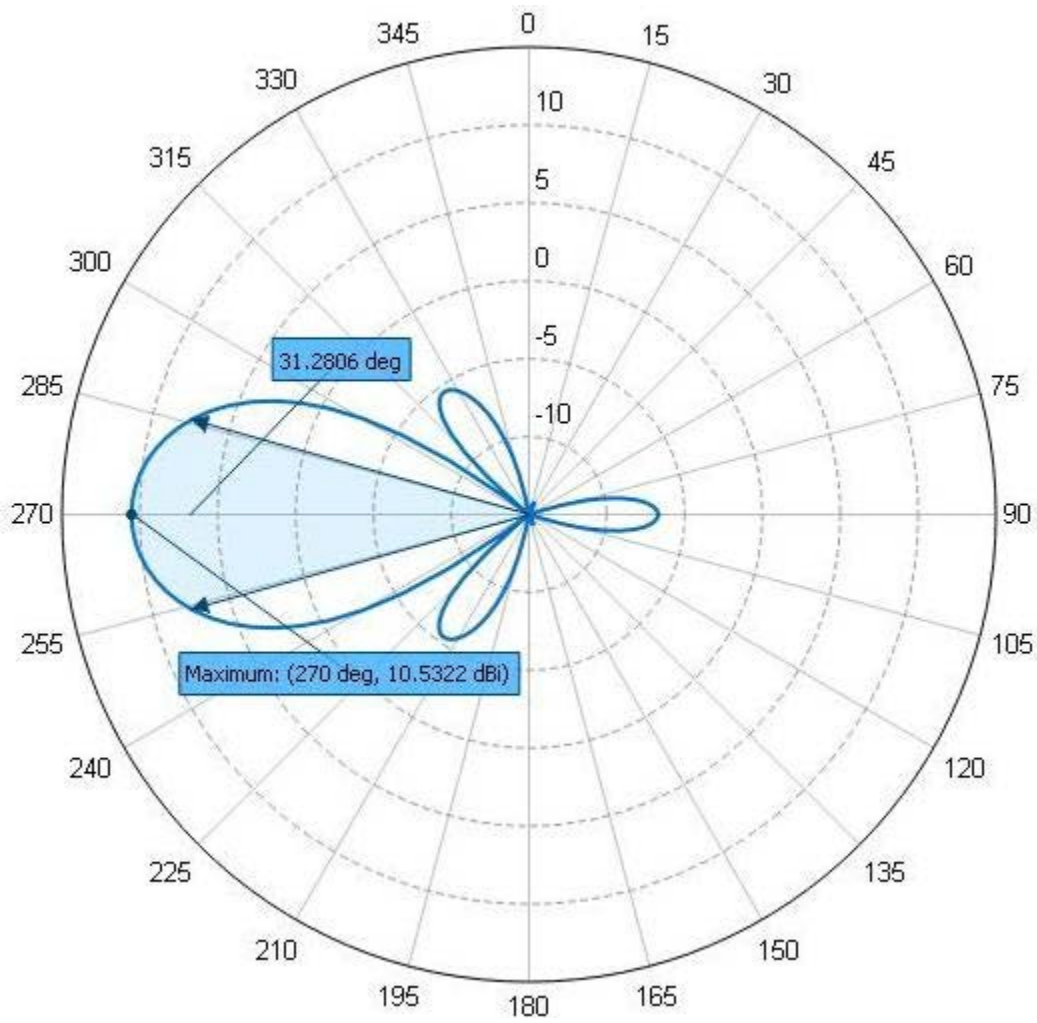
### Filter Specifications

Parameter	Value	Units	Tolerance
<b>Filter Type</b>	Band Pass Filter		
<b>Filter Frequency Band</b>	S Band		
<b>Filter Impedance</b>	50	Ohms	
<b>Filter Min Frequency</b>	2.2 / 2,200	GHz / MHz	
<b>Filter Max Frequency</b>	2.27 / 2,270	GHz / MHz	
<b>Insertion Loss</b>	1.2	dB	
<b>Return Loss</b>	15	dB	
<b>Rejection 1</b>	-40	dBc	Min @ 2400 MHz
<b>Rejection 2</b>	-50	dBc	Min @ 2440 MHz
<b>Rejection 3</b>	-60	dBc	Min @ 2480 MHz
<b>Filter Length</b>	4.00 / 101.60	inches / mm	
<b>Filter Width</b>	2.44 / 62.08	inches / mm	
<b>Filter Height</b>	0.59 / 14.99	inches / mm	
<b>Filter Power CW</b>	10	Watts	
<b>Filter Power Peak</b>	50	Watts	
<b>Operating Temp</b>	-20 to +60	C	

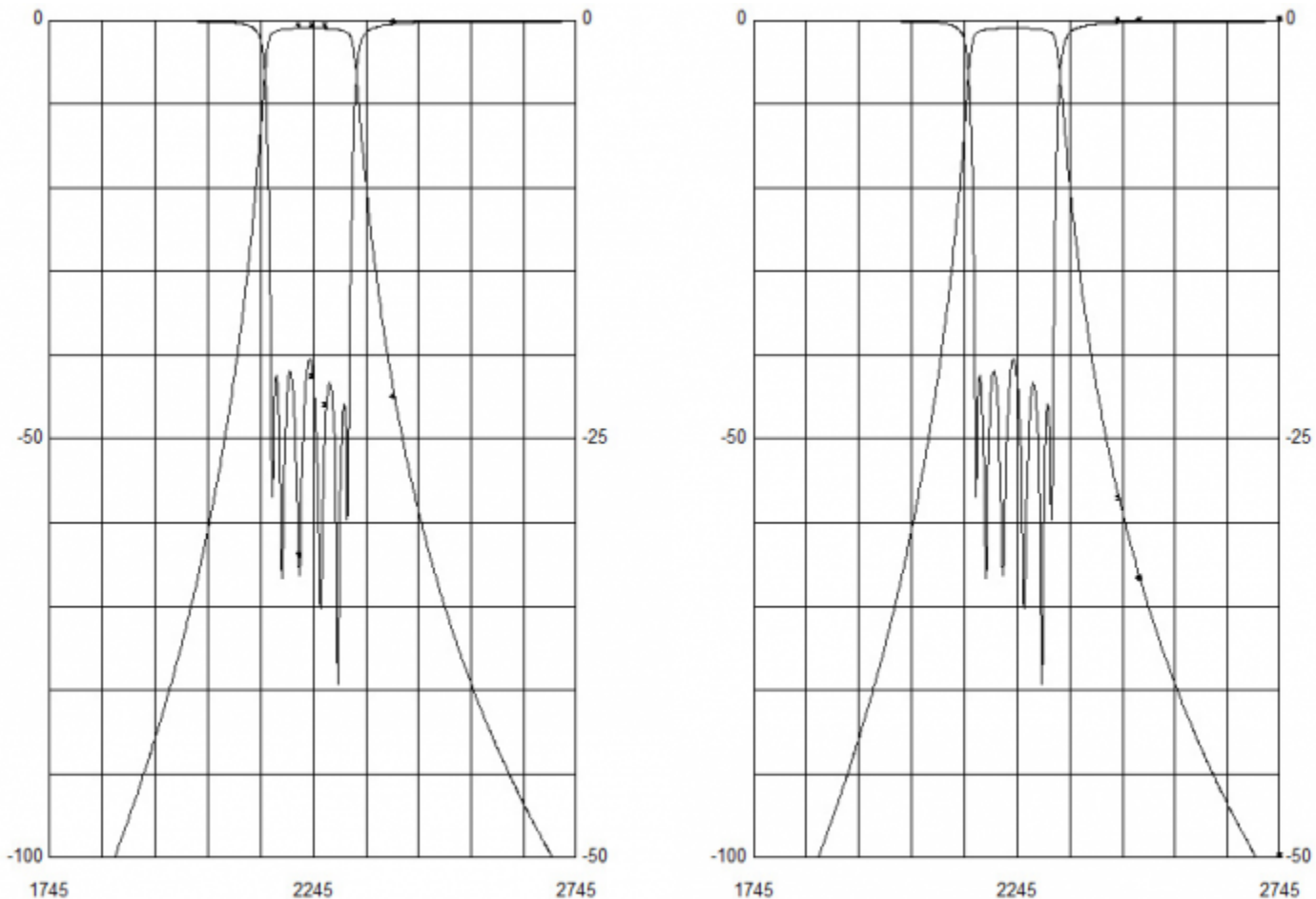
---

Parameter	Value	Units	Tolerance
Storage Temp	-55 to +125	C	
RF Connectors	SMA(f)		



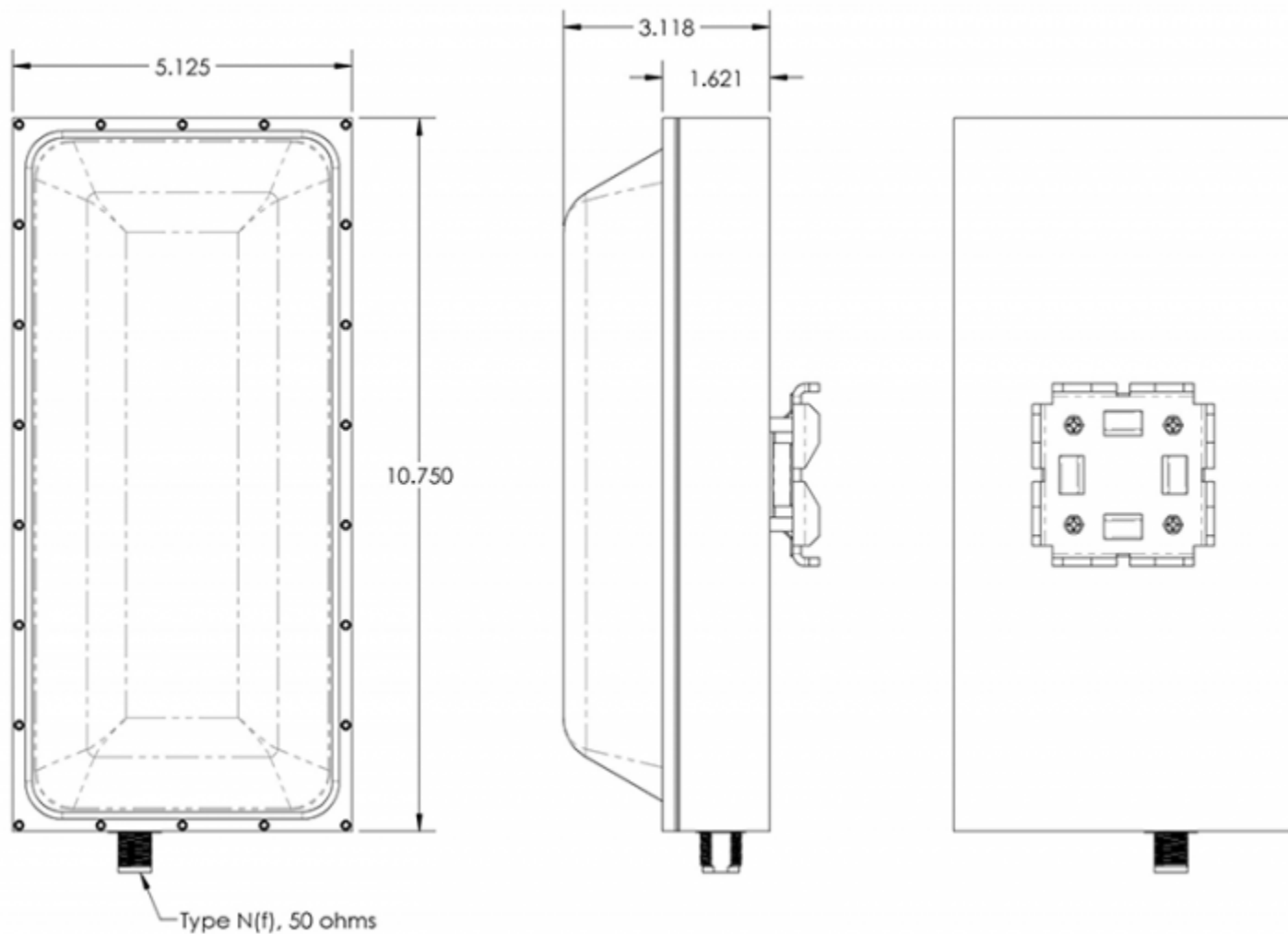


Elevation Pattern



DE[S21]		DE[S11]		DE[S21]		DE[S22]	
2220	2245	2270	2400	2440	2480	2745	2745
-0.931113	-0.940059	-0.989964	-45.1489	-57.3608	-66.9027	-104.815	-104.815
-32.1179	-21.3848	-23.067	-0.232349	-0.157979	-0.12038	-0.051718	-0.051718

Filter Response Plot



**Engineering Drawing**

All dimensions are in inches